



Is Your Declaration Data Lost in a Black Hole?

CAS Insights, our Visibility & Analytics Tool, allows you to **gather declaration and Special Procedures data** filed by your external customs broker or worldwide locations and **transform it into at-a-glance dashboards** for insights and controls. CAS Insights can process data from any country in which declarations, with or without Special Procedures applied, are filed, regardless of the language or data structure, giving you a centralised view of all of your customs-related activities.

KEY BENEFITS



Structured declaration and Special Procedures data can be easily accessed, shared, and analysed to optimise customs processes.



Effortless The necessary data is provided by your broker or any of your offices worldwide and uploaded directly into CAS.



Full visibility into your operations via easy-to-read graphs, maps, and dashboards with extensive **reporting** capabilities.



Company-wide customs data can be accessed in **one centralised platform**.



Compare data across all of your import and export activities and standardise procedures based on what's working.



Identify duty and administration **cost savings** and detect **errors** and **anomalies** in data, such as commodity codes or customs value.



Completely scalable. Add business units and users or new locations **in minutes**.

WHAT IT LOOKS LIKE

C4T

510

Total number of declarations

2,104

Total number of line items

17

Total number of import declarations

478

Total number of export declarations

371

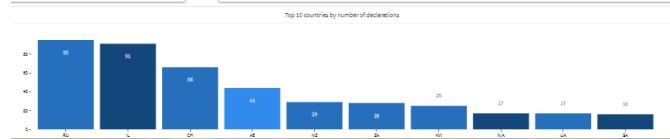
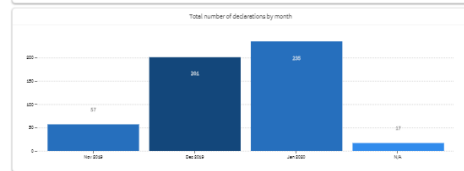
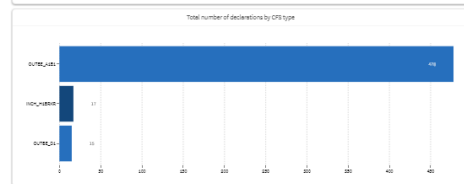
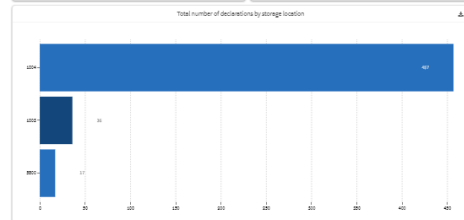
Total number of export declaration exit confirmed

15

Total number of transit declaration

14

Total number of transit declaration discharged



C4T

INTR_CASBIB
 OUTR_CASL
 OUTR_CAS

511

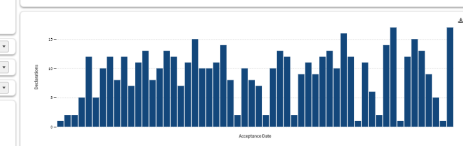
Number of declarations

369

Average time (s) New - Released

205

Average time (s) New - Submitted



SKU	New To Submitted	Submitted To Accepted	New To Released
SPR00110000000000000000	300	30	300
SPR00110000000000000000	170	10	304
SPR00110000000000000000	200	10	207
SPR00110000000000000000	200	100	402
SPR00110000000000000000	200	10	207
SPR00110000000000000000	80	5	202
SPR00110000000000000000	170	10	304
SPR00110000000000000000	110	1	104
SPR00110000000000000000	200	10	207



Do You Have the Title But Not the Tools?

Customs managers have historically had to work with their hands tied behind their backs, unable to provide the hard facts needed to justify changes in processes, resources, or budget. CAS Insights puts an end to all that, giving you the data you need to give insights back to the organisation and support organisational growth. Break free from Excel spreadsheets and endless email notifications. Break into your data with CAS Insights.

C4T's Managed Customs Services teams can apply these insights to perform a Customs Operations Audit that provides you with strategies and tactics that will help you save money and grow your business.

“

CAS helps us support our rapidly expanding export customers. We are realising significant improvements in the time-critical export shipment process. With the investment in our Wielsbeke plant, we will increase our capacity by 50%. CAS helps the shipping department keep pace with our growth and realise bottom-line customs duty savings.

Carmen Wallays, Procurement & Logistics Director, Agristo

”

HOW IT WORKS



Customs brokers or any of your locations worldwide can **upload declaration or Special Procedures data to CAS Insights via Excel or**, for high-volume transactions, **using our standard APIs**. C4T provides templates and integration assistance, if necessary.



Data from different countries, in different languages, and with different form fields is automatically **standardised and consolidated into a centralised repository**.



Data is segregated based on user rights. Each team member has visibility into the information pertinent to their role. Each customs broker has access to its own data only.



Data can be filtered and sorted by date range, customs flow stage, receiving country, and more so you can get the information you need. Content and graphs can be easily downloaded for use in presentations.



Dashboard visualisations are grouped by operational, trending, performance, and financial information for at-a-glance insights that really move the needle on operational excellence and savings.



Standardised reports and views include status of declarations, customs errors, validation errors, releases, exit confirmation, performance and speed of filing, current and potential duty savings, guarantee thresholds, and much more. Custom reporting for enterprises is available.



Machine learning can predict performance and detect anomalies (in commodity codes or customs value, for example), helping you work smarter in the future.



CAS Insights can be used as a **standalone solution or integrated with other CAS modules for end-to-end automation to go beyond compliance**.

Are you craving the data to drive strategic decision making?

[Contact us](#) today for a demo of CAS Insights.